

Should voting be mandatory?



STEP BY STEP INSTRUCTIONS FOR STRUCTURED ACADEMIC CONTROVERSY



CLEAR Thinking Project 2024 - 2025


An illustration of a rolled-up scroll with a quill pen resting on it, positioned on the left side of the slide. The scroll is light beige with two visible circular ends. The quill is a golden-brown color with a dark brown stem and a pointed tip. The background is a dark teal color with a subtle, darker teal pattern.


Step One

Read your assigned perspective for 10 minutes. If you finish early, begin to answer the Reading Questions associated with your perspective. Reminder: This is all being done individually for this step!

Step Two


Begin discussing what you read with your assigned partner about your reading (they will have read the same perspective as you). Your discussion should be centered around finding the 3 best claims from your reading. Please write these claims down in Round One, Question One: Claims and Evidence Chart. If you finish this step early, feel free to discuss the answers to the reading questions.





Step Three

For this step, the Benefits side will share what they learned from their reading including their three best claims and evidence! If you had the Drawbacks perspective, you should be writing down that they are saying in your Round One, Question Two spot. Reminder: We are sharing by speaking, not copying down answers!



Step Four

For this step, the Drawbacks side will share what they learned from their reading including their three best claims and evidence! If you had the Benefits perspective, you should be writing down that they are saying in your Round One, Question Two spot. Reminder: We are sharing by speaking, not copying down answers!




Step Five

You will now switch your perspectives, so make sure you are now looking at a brand new reading! Read the new perspective for 10 minutes and begin to answer the Reading Questions associated with that perspective. During this time, try to find the two claims that the previous group did not identify.

Reminder: This is all being done individually for this step!



Step Six



Begin discussing what you read with your assigned partner about your reading (they will have read the same perspective as you). Complete Round Two, Question Three: Claims and Evidence Chart (you are looking for new claims that you did not hear previously!) If you have time remaining, go over the reading questions with your partner.

For this step, both sides will need to share the new claims and evidence that they found in the reading. Drawbacks side will speak first, with the Benefits side writing down their claims and evidence in the Round Two Question 4 spot. After about 2 minutes have passed, the Benefits side will share and the Drawbacks side will write down.

Step Seven



Step Eight

After both sides have shared, discuss as a group about what you think! Should the United States add an amendment about compulsory voting or should it remain voluntary? Your group must come to a consensus about the decision. Make sure you fill out Round Two, Question Five as you are discussing! Remember, there are no right or wrong answers here, just well argued ones!

